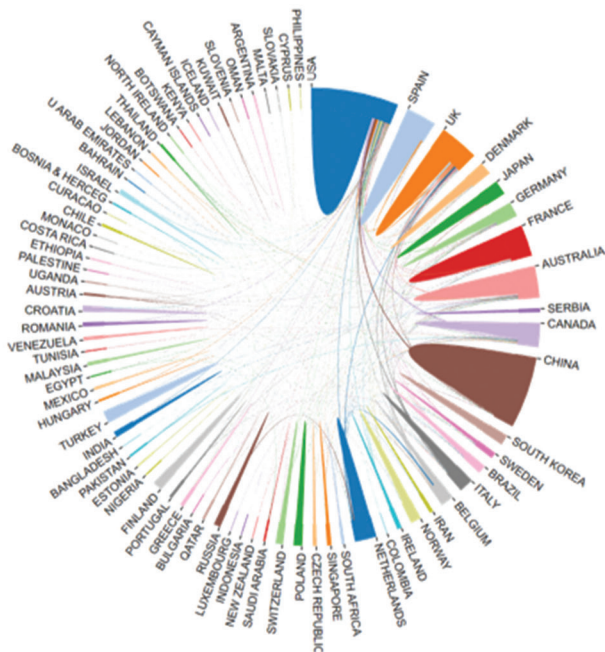


ORIGINAL RESEARCH ARTICLE

Mapping structural and research trends in schizophrenia and metabolic syndrome: A bibliometric analysis

Supplementary File



From	To	Frequency
United States	UnitedKingdom	56
United States	Canada	50
United Kingdom	Belgium	47
United Kingdom	Australia	45
United States	China	44
United States	Germany	43
UnitedKingdom	Italy	35
United States	Italy	32
United States	Spain	30
Netherlands	Belgium	28

Figure S1. Cooperations between countries

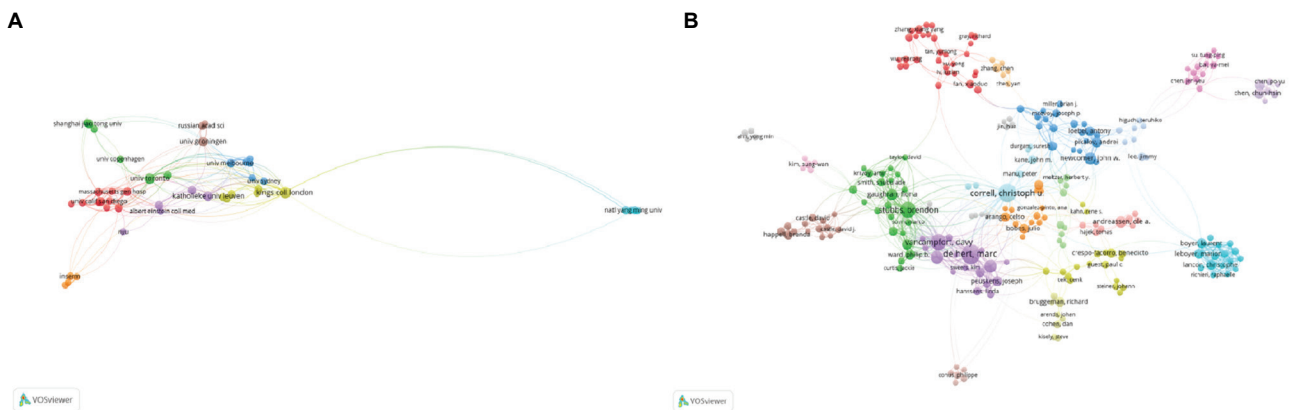


Figure S2. Collaborative network co-occurrence. (A) Cooperation between institutions; (B) cooperation between authors

Top 20 References with the Strongest Citation Bursts



Figure S3. Top 20 references with the strongest citation bursts

Top 20 Keywords with the Strongest Citation Bursts

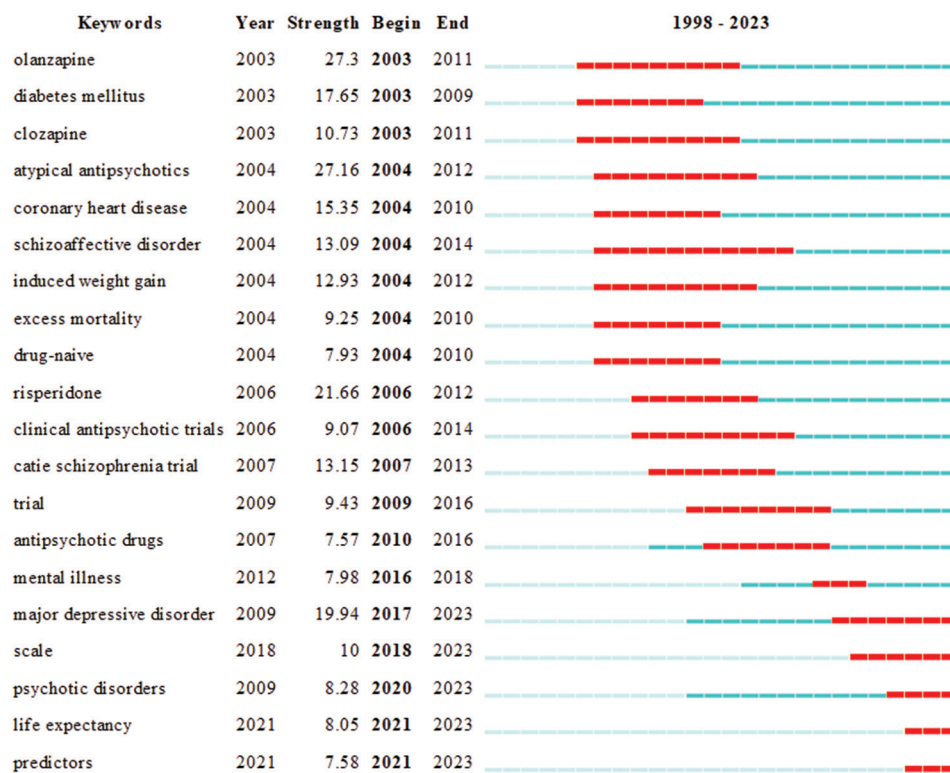


Figure S4. Top 20 keywords with the strongest citation bursts

**Table S1. The top 10 cited journals**

<b>Journals</b>	<b>Citations</b>
<i>Schizophrenia Research</i>	7,559
<i>Journal of Clinical Psychiatry</i>	5,438
<i>American Journal of Psychiatry</i>	4,197
<i>Schizophrenia Bull</i>	2,951
<i>British Journal of Psychiatry</i>	2,609
<i>Archives of General Psychiatry</i>	2,118
<i>Acta Psychiatrica Scandinavica</i>	1,845
<i>Journal of Clinical Psychopharmacology</i>	1,696
<i>Lancet</i>	1,628
<i>Psychiatry Research</i>	1,627